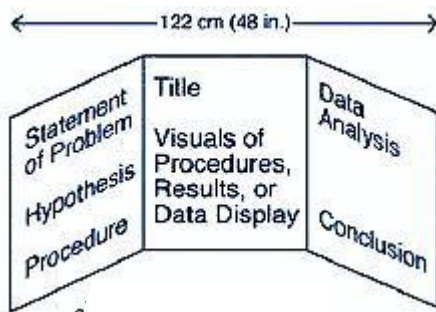


Controlled Experiment Poster Requirements


Poster MUST include the following for full credit:

- 1. Research Question
- 2. Formal Hypothesis
- 3. Description of experimental group - include photographs
- 4. Description of control group (if needed) - include photographs
- 5. Bullet point summary of Methods (procedures)
- 6. Important data organized in charts and/or graphs
- 7. Major conclusion - support or refute your hypothesis and why
- 8. Photos of you performing the experiment and of your results (as appropriate)
- 9. Organization and creativity
- 10. Large enough font size for headings and text for easy reading



General Guidelines for the layout of a science fair tri-fold poster

Example of a well- and attractive science



organized project poster

Font size suggestions are:

- Project Titles, 2 inches' high
- Subtitles, 0.5 inches high
- Content Lettering, 0.25 inches high

Investigation Project Poster Requirements

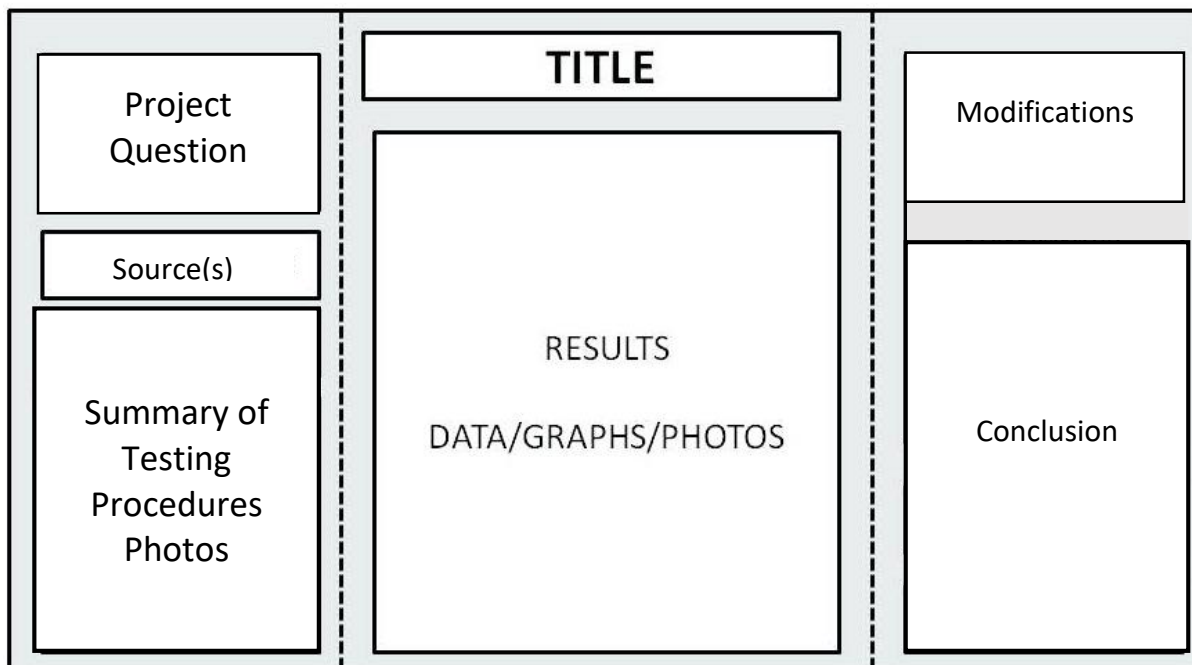
Poster MUST include the following for full credit:

- 1. Your research question - what are you testing?
- 2. The internet or other source(s) - state the name of the website
- 3. Bullet point summary of methods (procedures) for constructing/testing your model/experiment for determining if it works
- 4. Data regarding how well the model/experiment works and the results of your tests - organized in a way that is easy to display such as in a chart or graph; include photographs
- 5. Your conclusion about how well the model/experiment works.
- 6. Ideas about how you might be able to improve the model/experiment (perhaps title this “How can I improve this model of an...?”)
- 7. Data and results of your modifications
- 8. Photos of **you** testing your model/experiment
- 9. Organization and creativity
- 10. Large enough font size for headings and text for easy reading

Font size suggestions are:

- Project Titles, 2 inches' high
- Subtitles, 0.5 inches' high
- Content Lettering, 0.25 inches' high

General Guidelines for the layout of a science fair tri-fold poster



Engineering Project Poster Requirements

Poster MUST include the following for full credit:

- 1. Problem
- 2. The internet or other source of the model - state the name of the website
- 3. Proposed solution to your problem
- 4. Materials
- 5. The data you collected regarding how well your solution solves the problem, displayed in tables, charts and or graphs as well as photographs
- 6. Any modifications or new solutions proposed; if tested, include the results of the tests
- 7. Conclusions - did the solution(s) meet the requirements for solving the problem? Explain.
- 8. Photos of **you** testing your model
- 9. Organization and creativity
- 10. Large enough font size for headings and text for easy reading

Font size suggestions are:

- Project Titles, 2 inches' high
- Subtitles, 0.5 inches' high
- Content Lettering, 0.25 inches' high

General Guidelines for the layout of a science fair tri-fold poster

